

VKM 12390 – Fitting guidelines



IVECO DAILY III ; DAILY IV ; DAILY V ; DUCATO



Fitting guidelines to avoid (hot stop hammering) New design of tensioner



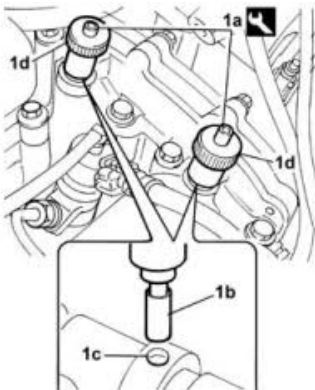
SKF kit	OE Nb
VKM 12390	#OE 5802473355 + 504183759 + 504010846

Fitting guidelines to how to set the belt tension.

This bulletin highlights the issues faced during the replacement of tensioner.


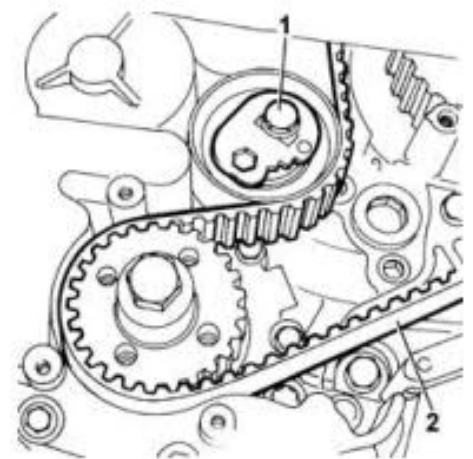
The belt tension, in the setting of this vehicle's timing system is crucial. Guessing the torque applied to the tensioners could produce a catastrophic outcome!

Fitting guidelines for the VKM 12390

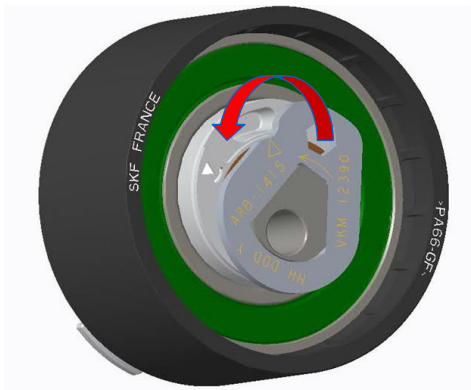



1. Turn the camshaft in the normal direction of rotation
Using the crankshaft pinion screw
2. Fit the crankshaft setting rod

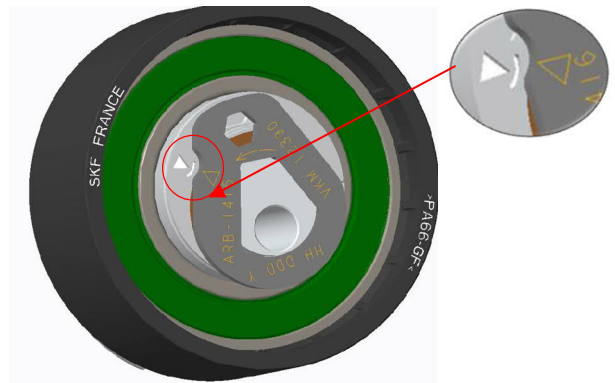
3. Slacken the roller tensioner and remove the timing belt
4. Make sure that the tensioner surface is clean before installation
5. Renew the tensioner



6. Tighten the tensioner, Bolt finger-tight
7. Fit the timing belt anti-clockwise, starting at the crankshaft gearwheel
8. Use a hexagonal wrench to come aligned the two arrows between her



Initial position (before fitting)



Setting position

9. Tighten the tensioner pulley bolt **36 Nm**
10. Rotate the cranshaft trough **eight further** revolutions in its direction of rotation
11. After turning the engine to set the belt on the pulleys the tensioner will be released again and set to the centre notch (end position).
12. Check that the position of the references remains unchanged, then temporarily refit the tools for timing the camshafts an the cranshaft for a final check



If the tools do no fit perfectly in the housings or the references on the tensioner have moved, carry out the bel tension adjustment procedure again.

Flash QR code

[Click here to watch SKF technical videos on Youtube](#)

© SKF Group 2021

The contents of this publication are the copyright of the publisher and may not be reproduced (even extracts) unless written permission is granted. Every care has been taken to ensure the accuracy of the information contained in this publication but no liability can be accepted for any loss or damage whether direct, indirect or consequential arising out of the use